


Completion of Opening Unit 4 Reactor at Fukushima Daini Nuclear Power Station (September 10-21, 2012)

The opening of Unit 4 reactor at Fukushima Daini Nuclear Power Station was started on September 10 and has been completed on September 21 after removing the concrete hatch, PCV lid, RPV lid, steam dryer and steam-water separator.


Flow of opening the reactor




Before opening the reactor
(Photo taken on September 10, 2012)




Concrete hatch removal
(Photo taken on September 10, 2012)



PCV lid removal
(Photo taken on September 11, 2012)



Loosening the RPV stud bolts
(Photo taken on September 13, 2012)



RPV lid removal
(Photo taken on September 14, 2012)



Steam dryer removal
(Photo taken on September 19, 2012)



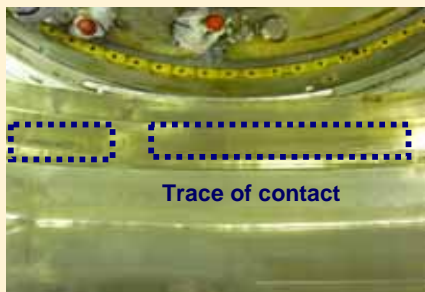
Steam-water separator removal
(Photo taken on September 21, 2012)




After the reactor was opened
(Photo taken on September 22, 2012)

Issues found

Traces of contact (scratches) were found on the surface of the second step (on almost all circumferences) where the concrete hatch was installed on. (Previously announced on our web page on September 13, 2012 [Discussed at the Non-conformances Management Committee on September 12]) As the scratches found were quite superficial, they have no negative impact on the soundness of the reactor. The scratches are assumed to be caused by the ground motion of the Tohoku-Chihou-Taiheiyou-Oki Earthquake.

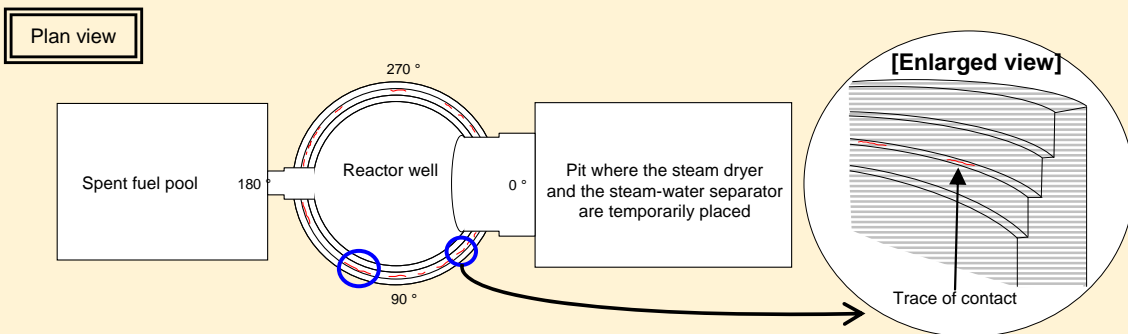


Trace of contact 1
(Photo taken on September 11, 2012)



Trace of contact 2
(Photo taken on September 11, 2012)

[Overview of the reactor well*]



* Reactor well
Space where the RPV and PCV lids are installed. The space needs to be filled with water when moving the fuel.